



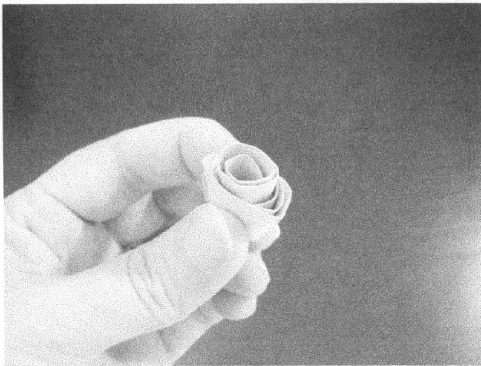
## How to Make Paper Roses



1. Copy the paper rose pattern onto cardstock or construction paper. (Computer paper is too flimsy and won't work.)



2. Cut on the line and begin to curl and fold around the circle from the outside working in.



3. Use a small piece of tape to hold the rose together.



4. Insert a pipe cleaner through the center to create a paper rose.

### Web Extra 12.9: Flower Bouquets

From *After-School Clubs for Kids* by Lisa M. Shaia (Chicago: American Library Association, 2014). Copyright 2014 by Lisa M. Shaia.