

# SUPERHERO CAPES

One 84" vinyl tablecloth will make 4 capes.


Decorate the capes with permanent markers (regular markers won't stay on).




1) Fold an 84" vinyl tablecloth in half.




4) Cut an arc off of the point so the cape curves around the child's neck.



2) Fold it in half again.



5) Add Velcro tabs to the corners, or pin on the cape with clothespins.



3) Cut the edges off of the 2 straight edges.



6) A superhero with a pinned on cape ready to save the world!

## Web Extra 11.5: Superhero Cape

From *After-School Clubs for Kids* by Lisa M. Shaia (Chicago: American Library Association, 2014). Copyright 2014 by Lisa M. Shaia.