




## How to Make Paper Boats




1. Take a square piece of computer paper. You can use any color to create your boat.




2. Fold in half corner to corner to create a triangle.




3. Fold the bottom left hand corner up.



4. Unfold the paper completely and flip over.



5. Bend the paper back to create a boat.



6. Here's your new boat!

### Web Extra 7.5 Create a Paper Boat

From *After-School Clubs for Kids* by Lisa M. Shaia (Chicago: American Library Association, 2014). Copyright 2014 by Lisa M. Shaia.