
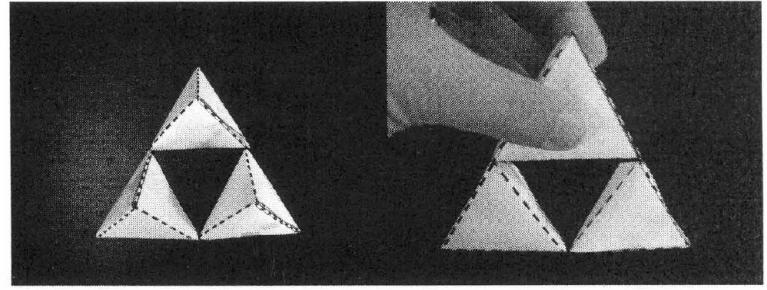



How to Build a Tetrahedron



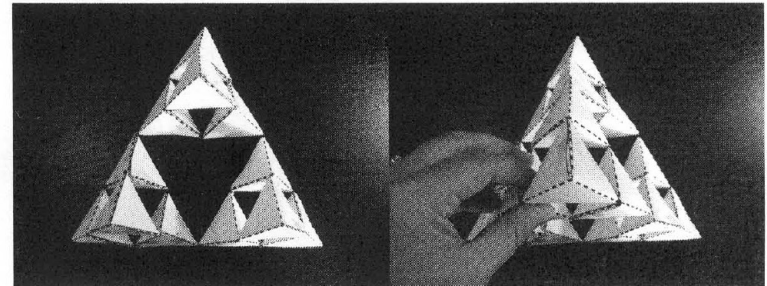
1. Create pyramids using the template. (Tape works better than glue.)




2. Assemble larger pyramids by using four smaller pyramids like shown. Glue the pyramids at the tips. (Hot glue works best.)



3. Create many tetrahedrons with four pyramids. Each layer of a tetrahedron increases by a factor of four: 4, 16, 64, etc.



4. This is a two-layer tetrahedron. (There are 16 pyramids.)



Web Extra 1.13: Tetrahedron Building

From *After-School Clubs for Kids* by Lisa M. Shaia (Chicago: American Library Association, 2014). Copyright 2014 by Lisa M. Shaia.