


FIGURE 3.1


Recipe for Inquiry Learning

From the Recipe Book of Future Ready Educators and Students




Ingredients

- Curiosity
- Connections
- Motivation
- Content Knowledge
- Literacies
- Skills
- Dispositions



Flour



Sugar

Directions

Beginning: Igniting Curiosity + Sparking Interest → Making Connections = Motivation

Preparing: Immersing in Content Knowledge + Real-World Issues + Student-Developed, Personally Meaningful Questions = Relevance Ready

Mixing: Interacting with Multimodal Information + Human Resources + Applying Skills and Dispositions = Rich Learning Environment

Cooking: Making Inferences + Interpreting Information → Synthesizing = New Knowledge

Sharing: Deep Understanding + Creativity + Authentic Audience(s) = Empowered Presentations

Ending: Process/Product Reflection + Assessment → Learning That Sticks = Transferrable Knowledge, Literacies, Skills, and Dispositions

Beginning Again: Repeat Often

IMPORTANT: Add sufficient time in each of these steps for maximum results.

.....

Serves: All Future Ready Learners

From J. Moreillon, *Maximizing School Librarian Leadership: Building Connections for Learning and Advocacy* (Chicago: American Library Association, 2018).

Licensed under the Creative Commons Attribution-Noncommercial-Share Alike 2.5

License: <http://creativecommons.org/licenses/by-nc-sa/2.5/>.